



*Connecticut*Water

ANNUAL WATER QUALITY REPORT

Riversedge
2024

PWSID# CT1609111



Dear Valued Customer:

The most important thing we do each and every day is to provide clean, high-quality drinking water that you can trust. At Connecticut Water, that means protecting your water at its source in our lakes, reservoirs and aquifers, then treating and transporting the water right to your tap.

Our 2024 Annual Consumer Confidence Report (CCR) includes the results of more than 170,000 water samples (about 400 tests per day), which were tested at state certified laboratories for over 120 water quality parameters.

We are pleased to report that the water quality results in our system meet all state and federal drinking water standards. Within this report, you'll find more details about your drinking water — where it comes from, what's done to protect and treat it, and the results of our water quality tests.

In 2024 Connecticut Water also completed its initial Lead Service Line Inventory, providing customers with transparency regarding service line materials in our system. This inventory is available online at ctwater.com and serves as a key resource in our commitment to eliminating lead service lines.

We are also committed to the stewardship of our water resources — protecting our water sources, land and the environment for current and future generations. What we do here is extremely important, making a real difference in the lives of the people and communities we serve, and critical to protecting public health.

The data from these tests is regularly reviewed for changes or trends, and any customer complaint is escalated for review by our water quality team. If you have any questions or comments about your drinking water or this report, please contact our Customer Service team at 800.286.5700 or email customerservice@ctwater.com.

In Service,



Craig J. Patla
President, Connecticut Water





2024 Water Quality Report

Delivering High-Quality Drinking Water That Meets or Exceeds State and Federal Standards

Connecticut Water is pleased to present a summary of the quality of the water provided to you during the past year. This report meets the requirements of the Federal Safe Drinking Water Act, to report annually the details of where your water comes from, what it contains, and the risks that our water testing and treatment are designed to prevent.

Federal law allows water providers to make the annual water quality reports available online. Paper copies can be mailed to customers upon request. We will notify customers through, bill inserts, news releases, our website and social media any time a new water quality report has been posted to our website.

If you have any questions about this report, please call us at 1-800-286-5700 or e-mail customerservice@ctwater.com.



Sources of tap water and bottled water include reservoirs, ponds, wells, and springs. As water travels over the surface of the land or through the ground, it can dissolve naturally occurring minerals and in some cases, radioactive material, and pick up substances resulting from the presence of animals or from human activity, including:

- Viruses and bacteria, which may come from septic systems, livestock, or wildlife.
- Salts and metals, which can be natural or may result from storm water runoff and farming.
- Pesticides and herbicides, which may come from a variety of sources such as agriculture, urban storm water runoff, or farming.
- Organic chemicals, which originate from industrial processes, gas stations, storm runoff, and septic systems.
- Radioactive substances, which can be naturally occurring.

To ensure safe tap water, the U.S. Environmental Protection Agency (EPA) prescribes limits on these substances in water provided by public water systems.

Water Source: The Riversedge System serves customers in the town of Willington. Water for the Riversedge System comes from groundwater wells located in Tolland.



Protecting Water Sources

Source water is untreated water from streams, rivers, lakes, or underground aquifer that is used to supply public drinking water. Preventing drinking water contamination at the source makes good public health sense, good economic sense, and good environmental sense. Most contaminants enter rivers, lakes and reservoirs from storm water runoff of streets, parking lots, golf courses, athletic fields, construction sites, farms and residential neighborhoods. You can be aware of the challenges of keeping drinking water safe and take an active role in protecting drinking water.

There are lots of ways that you can get involved in drinking water protection activities to prevent the contamination of the ground water source:

- Restrict the use of lawn chemicals, especially before heavy rains.
- Dispose of pet or animal waste properly so that it does not wash into a nearby stream or storm drain.
- Inspect septic tanks every two years, and clean as needed. Make septic system repairs as soon as possible.
- Do not pour used motor oil on the ground or into storm drains. Contact your town for proper disposal of household chemicals.
- Report muddy runoff from construction sites to your town's zoning or wetland officials.

Connecticut Water staff works closely with developers, local land use agencies and state agencies to minimize potential impacts from proposed land use activities within our source water protection areas. We also work with local and state officials to correct new or existing violations in our source water protection areas, as necessary.

Connecticut Water regularly inspects more than 5,600 properties within our public water supply watershed areas throughout the state. Our watershed inspectors protect your drinking water by inspecting properties and ensuring they meet the regulations set by the Connecticut DPH. They look for and report conditions such as failing septic systems, wastewater discharge, improper livestock manure management, soil erosion and sedimentation, leaking heating oil tanks, improper usage and storage of chemicals, road salt, pesticides and fertilizers, illegal dumping, or any other factors that could affect water quality.





2024

The Source Water Assessment and Protection (SWAP) program determines how susceptible public water supplies are to potential contamination by microbial and/or chemical contaminants. The susceptibility ranking is assigned using information collected by the Department of Public Health (DPH) in 2003.

The below table summarizes the SWAP assessments for the system. These assessments are not an indication of water quality from our water sources. Complete SWAP reports can be found here: <https://portal.ct.gov/dph/drinking-water/dws/source-water-assessment-swap-reports-for-community-public-water-systems>

Town	Water Supply Source	Type	Overall Suscepttibility
Tolland	Well 1	Groundwater	Moderate
	Well 2	Groundwater	Moderate

Educational Information on Lead & Copper

We believe it is important to provide you with information about the sources of lead and copper in drinking water and the health effects associated with them.

Major Sources of LEAD in Drinking Water:

Corrosion of household plumbing systems; erosion of natural deposits.

Health Effects Statement: Exposure to lead in drinking water can cause serious health effects in all age groups. Infants and children can have decreases in IQ and attention span. Lead exposure can lead to new learning and behavior problems or exacerbate existing learning and behavior problems. The children of women who are exposed to lead before or during pregnancy can have increased risk of these adverse health effects. Adults can have increased risks of heart disease, high blood pressure, kidney or nervous system problems.

Lead can cause serious health problems, especially for pregnant women and young children. Lead in drinking water is primarily from materials and components associated with service lines and home plumbing. Connecticut Water is responsible for providing high quality drinking water and removing lead pipes, but cannot control the variety of materials used in plumbing components in your home. You share the responsibility for protecting yourself and your family from the lead in your home plumbing.

You can take responsibility by identifying and removing lead materials within your home plumbing and taking steps to reduce your family's risk. Before drinking tap water, flush your pipes for several minutes by running your tap, taking a shower, doing laundry or a load of dishes. You can also use a filter certified by an American National Standards Institute accredited certifier to reduce lead in drinking water. If you are concerned about lead in your water and wish to have your water tested, call us at 1-800-286-5700 or e-mail customerservice@ctwater.com. Information on lead in drinking water, testing methods, and steps you can take to minimize exposure is available at <http://www.epa.gov/safewater/lead>.

Where needed, we have a comprehensive corrosion control program, to reduce risk of lead leaching from our customers' service line or internal plumbing. This includes pH monitoring and adjustment. And, we fully comply with EPA requirements regarding sampling for lead in drinking water. We provide documentation to the Connecticut Department of Public Health to demonstrate our results.

Major Sources of COPPER in Drinking Water:

Corrosion of household plumbing systems; erosion of natural deposits; leaching from wood preservatives.

Health Effects Statement: Copper is an essential nutrient, but some people who drink water containing copper in excess of the action level over a relatively short amount of time could experience gastrointestinal distress. Some people who drink water containing copper in excess of the action level over many years could, suffer liver or kidney damage. People with Wilson's Disease should consult their personal doctor. If you are concerned about elevated lead or copper levels, you may wish to have your water tested. Running your tap for 30 seconds to two minutes before use will significantly reduce the levels of lead and copper in the water. Additional information is available from the U.S. Environmental Protection Agency's Safe Drinking Water Hotline website <https://www.epa.gov/ground-water-and-drinking-water/safe-drinking-water-hotline>.

For information on the levels of lead and copper detected in your drinking water system, please refer to the table in this water quality report.





2024

Water Quality Data

The results of the tests conducted on water samples throughout the distribution system for regulated compounds are summarized in the table below. The Safe Drinking Water Act allows us to monitor for some contaminants less than once per year because the concentrations of these contaminants do not change frequently. Some of our data, though representative, are more than one year old. If levels were tested prior to 2024, the year is identified in the sample year column. The presence of contaminants in the water does not necessarily indicate that the water poses a health risk. The "Range of Detection" column represents the lowest and highest concentration detected throughout the monitoring period.

INORGANIC CHEMICALS								
Analyte	Unit	MCL	MCLG	Range of Detection	Highest Result	Sample Year	Met Drinking Water Standards	Typical Source
Barium	ppm	2	2	0.013	0.013	2022	Yes	Erosion of natural deposits
Chloride	ppm	250	NA	38.4	38.4	2022	Yes	Erosion of natural deposits
Nitrate	ppm	10	10	1.22	1.22	2024	Yes	Runoff from fertilizer
Sodium	ppm	NL = >100	NA	20.4	20.4	2022	Yes	Erosion of natural deposits
Sulfate	ppm	NA	250	10.4	10.4	2022	Yes	Erosion of natural deposits

RADIONUCLIDES								
Analyte	Unit	MCL	MCLG	Range of Detection	Highest Result	Sample Year	Met Drinking Water Standards	Typical Source
Alpha emitters	pCi/L	15	0	3.29	3.29	2022	Yes	Erosion of natural deposits
Beta emitters	pCi/L	50*	0	2.1	2.1	2022	Yes	Erosion of natural deposits

Beta Emitters

* EPA considers 50 pCi/L to be the level of concern for beta particles.

MICROBIOLOGICAL								
Analyte	MCL		MCLG	Range of Detection	Highest Result	Sample Year	Met Drinking Water Standards	Typical Source
Turbidity	TT >5 NTU		0	ND - 0.2	0.2	2024	Yes	Soil runoff

PFAS			
Contaminant	Test Results	CT DPH AL	Common Uses
PFOA (ppt)	ND	16	Non-stick and stain-resistant coatings Food packaging Chemically inert coatings Fire-fighting foam Industrial processes
PFOS (ppt)	ND	10	
PFNA (ppt)	ND	12	
PFHxS (ppt)	ND	49	
PFHpA (ppt)	ND	NA	
PFBS (ppt)	ND	760	



2024

LEAD AND COPPER									
Analyte	Unit	MCL	MCLG	Range of Detection		90th %ile Value	Sample Year	Met Drinking Water Standards	Typical Source
				Low	High				
Lead	ppb	AL=15	0	ND	3.4	3	2024	YES	Corrosion of household plumbing systems
							(0 of 12 samples > AL)		
Copper	ppm	AL=1.3	1.3	0.011	0.156	0.117	2024	YES	Corrosion of household plumbing systems

Lead Health Effects Statement: Infants and children who drink water containing lead in excess of the action level could experience delays in their physical or mental development. Children could show slight deficits in attention span and learning abilities. Adults who drink this water over many years could develop kidney problems or high blood pressure.

Lead Service Line Inventory

At Connecticut Water providing life sustaining, high-quality drinking water is our top priority. As part of our commitment to public health and regulatory compliance, we have completed an initial inventory of service line materials in accordance with the U.S. Environmental Protection Agency's (EPA) Lead and Copper Rule Revisions (LCRR).

Our inventory, available at Connecticut Water's Service Line Inventory Portal, located at <https://connecticut-water-service-line-inventory-ctwater.hub.arcgis.com/pages/service-line-verification>, identifies the material of service lines delivering water to homes and businesses. While Connecticut Water does not install lead service lines, some older homes and buildings may have lead or unknown materials on the customer-owned portion of the service line.

What This Means for You

If your property has a service line categorized as lead, galvanized requiring replacement, or unknown, Connecticut Water encourages you to take the following steps:

Review Your Service Line Information: Visit our online inventory to check the material of your service line.

Submit Verification Information: If your service line material is listed as "unknown," you can help improve our records by submitting information through our online portal.

Take Steps to Reduce Lead Exposure: If you have a lead or galvanized service line, you can reduce potential exposure by running your tap for at least 30 seconds to flush stagnant water before use, using a certified lead-removal filter, and regularly cleaning aerators. More information on lead in drinking water and steps to minimize exposure is available at EPA's Lead in Drinking Water website.

Next Steps

Connecticut Water is committed to updating our inventory and working with customers to verify and replace lead service lines. We will continue to monitor water quality and provide updates on our efforts to reduce lead exposure in drinking water.

For more information or assistance, please contact our Customer Service team at 1-800-286-5700 or send an e-mail to customerservice@ctwater.com.



Terms and Abbreviations

The following terms and abbreviations may appear in your report.

AL = Action Level: The concentration of a contaminant that, if exceeded, triggers treatment or other requirements that a water system must follow.

Level 1 Assessment: A study of the water system to identify potential problems and determine (if possible) why total coliform bacteria have been found in the water system.

Level 2 Assessment: A very detailed study of the water system to identify potential problems and determine (if possible) why and E. coli MCL violation has occurred or why total coliform bacteria have been found in the system on multiple occasions.

MCL = Maximum Contaminant Level: The highest level of a contaminant that is allowed in drinking water. MCLs are set as close to the MCLGs as feasible using the best available treatment technology.

MCLG = Maximum Contaminant Level Goal: The level of a contaminant in drinking water below which there is no known or expected risk to health. MCLGs allow for a margin of safety.

MRDL = Maximum Residual Disinfectant Level: The highest level of a disinfectant allowed in drinking water. There is convincing evidence that addition of a disinfectant is necessary for control of microbial contaminants.

MRDLG = Maximum residual disinfectant Level Goal: The level of a drinking water disinfectant below which there is no known or expected risk to health. MRDLGs do not reflect the benefits of the use of disinfectants to control microbial contamination.

NA = Not Applicable

ND = Not Detected

NTU = Nephelometric Turbidity Unit: A measure of water clarity.

ppm = parts per million, or milligrams per liter (mg/L) This is equivalent to one second in 11.5 days.

ppb = parts per billion, or micrograms per liter (µg/L) This is equivalent to one second in 32 years.

ppt = parts per trillion, or nanograms per liter (ng/L) This is equivalent to one second in 32,000 years.

pCi/L = picocuries per liter (a measure of radioactivity)

PWSID: Public water supply identification number.

RAA = Running Annual Average: The average of sample analytical results for samples taken at a particular monitoring location during the previous 4 calendar quarters. The RAA is used for direct comparison to the MCL.

TTHM and HAA5: Total Trihalomethanes and Haloacetic Acids are formed as a byproduct of drinking water chlorination. This chemical reaction occurs when chlorine combines with naturally occurring organic matter in water.

TT = Treatment Technique: A required process intended to reduce the level of a contaminant in drinking water.

90th %ile = 90th percentile value: The calculated value that is equal to or greater than 90 percent of the individual sample concentrations for the water system. The 90th percentile value is used for direct comparison to the AL.



Water Quality Data Notes

Special Populations

Infants and children who drink water containing lead in excess of the action level could experience delays in their physical or mental development. Children could show slight deficits in attention span and learning abilities. Adults who drink this water over many years could develop kidney problems or high blood pressure. You may be more vulnerable than the general population to certain microbial contaminants, such as cryptosporidium, in drinking water. Infants, some elderly, or immunocompromised persons such as those undergoing chemotherapy for cancer; those who have undergone organ transplants; those who are undergoing treatment with steroids; and people with HIV/ AIDS or other immune system disorders can be particularly at risk from infections. You should seek advice about drinking water from your physician or health care provider.

Additional guidelines on appropriate means to lessen the risk of infection by cryptosporidium are available from the Safe Drinking Water Hotline at (800) 426-4791.

Nitrate

Nitrate as Nitrogen (Nitrate-N) in drinking water at levels above 10 mg/L is a health risk for infants of less than six months of age. Such Nitrate-N levels in drinking water can interfere with the capacity of the infant's blood to carry oxygen, resulting in a serious illness; symptoms include shortness of breath and blueness of the skin. Nitrate-N levels above 10 mg/L may also affect the ability of the blood to carry oxygen in other individuals, such as pregnant women and those with certain specific enzyme deficiencies. If you are caring for an infant, or you are pregnant, you should ask advice from your health care provider.

† E. coli

Any routine sample that shows the presence of total coliform triggers repeat samples that must be analyzed for total coliform and E. coli. If E. coli is found in any repeat sample, the system is considered to be in violation of the MCL.

What is Radon?

There is currently no federal drinking water standard for radon and it is not clear whether radon that is ingested (i.e. taken through the mouth) contributes to cancer or other adverse health conditions. EPA is considering a standard of no more than 4,000 pCi/L in water, though the final EPA standard may be different. As more information becomes available, Connecticut Water will take appropriate measures as may be necessary.

Radon is a colorless, tasteless, naturally occurring radioactive gas that may be present in rock, soil, groundwater and air. Radon can move up through the ground and into a home through cracks and holes in the foundation. Radon can enter homes from tap water during showering, washing dishes, and other household activities. Compared to radon entering the home through soil, radon entering the home through tap water will, in most cases, be a very small portion of the total radon in indoor air. Approximately only 1 part in 10,000 of radon in water will move into the air through these normal household activities.

If you are concerned about radon in your home, you may wish to test the air. Testing is inexpensive and easy. For additional information, call DPH at 860-509-7299 or EPA's Radon Hotline at 1-800-SOS-RADON.

Turbidity

Turbidity has no health effects. However, turbidity can interfere with disinfection and provide a medium for microbial growth. Turbidity may indicate the presence of disease-causing organisms. These organisms include bacteria, viruses, and parasites that can cause symptoms such as nausea, cramps, diarrhea and associated headaches.

Educational Information about Lead and Copper

The table represented in this report provides information on the levels of lead and copper detected in your drinking water system. For general information on lead and copper, please refer to the Educational Information on Lead & Copper section of this CCR for additional information.

PFAS

PFAS is an abbreviated term for per- and polyfluoroalkyl substances. In June of 2022, Connecticut DPH established Action Levels (AL) for 4 of the PFAS chemicals as listed above. Connecticut Water has evaluated all active sources for the presence of these compounds and has voluntarily communicated the results to our customers where these compounds have been detected. There is nothing that you need to do at this time.



Information About Your Water Service and Quality

Connecticut Water values consumer engagement on decisions that may affect water quality.

Connecticut Water is committed to notifying customers prior to making treatment, water main replacements, or other water system changes, that would affect water quality. The notices are delivered by mail and/or via an automated phone, text, or email system and provide a contact phone number or email address for consumers to learn about the planned improvement. Connecticut Water is committed to delivering a reliable supply of high-quality water to its customers and communities. We welcome customer feedback at any time on the quality of our water and our service. The easiest way to reach us is through phone calls or emails to our customer service team at 800.286.5700 or CustomerService@ctwater.com. There are other opportunities for customers to engage and learn about the water system, including:

- The Connecticut Water Customer Advisory Council meets regularly to discuss matters related to water service and customer service. Representatives for the customer advisory council must be customers of Connecticut Water. Appointments to the council are made by local town/city government. Any customer interested in being on the council should contact their community's chief executive officer.
- Rate proceedings before the Connecticut Public Utilities Regulatory Authority. During the extensive rate review process conducted by PURA there is an opportunity for customer and public comments. All customers are notified of these opportunities by letter that includes time, date and location of the meetings, as required by the Connecticut General Statutes.
- We also retain an independent research firm to survey our customers annually. The survey includes question about water quality and include space for comments. Our customer service, service delivery and water quality teams review the survey results and comments.

We are here to serve you and welcome your feedback.



What We Test For

Per the Safe Drinking Water Act (SDWA), Connecticut Water is required to test for the following:

INORGANIC CONSTITUENTS

- | | | | | | |
|------------|-------------|------------|-----------|------------|------------|
| • Antimony | • Beryllium | • Chromium | • Mercury | • Nitrite | • Sodium |
| • Arsenic | • Cadmium | • Cyanide | • Nickel | • Selenium | • Sulfate |
| • Barium | • Chloride | • Fluoride | • Nitrate | • Silver | • Thallium |

VOLATILE ORGANIC COMPOUNDS

- | | | | |
|-----------------------------|--------------------------|----------------------------|-----------------------------|
| • 1,1,1,2-Tetrachloroethane | • 1,3,5-Trimethylbenzene | • Chloroethane | • O-Chlorotoluene |
| • 1,1,1-Trichloroethane | • 1,3-Dichlorobenzene | • Chloroform | • O-Xylene |
| • 1,1,2,2-Tetrachloroethane | • 1,3-Dichloropropane | • Chloromethane | • P-Chlorotoluene |
| • 1,1,2-Trichloroethane | • 1,3-Dichloropropene | • Cis-1,2-Dichloroethylene | • P-Xylene |
| • 1,1-Dichloroethane | • 1,4-Dichlorobenzene | • Dibromochloromethane | • Styrene |
| • 1,1-Dichloroethylene | • 2,2-Dichloropropane | • Dibromomethane | • Tetrachloroethylene |
| • 1,1-Dichloropropene | • Benzene | • Dichloromethane | • Toluene |
| • 1,2,3-Trichloropropane | • Bromobenzene | • Ethylbenzene | • Trans,1-2Dichloroethylene |
| • 1,2,4-Trichlorobenzene | • Bromodichloromethane | • Methyl tert-butyl ether | • Trichloroethylene |
| • 1,2,4-Trimethylbenzene | • Bromoform | • M-Xylene | • Vinyl Chloride |
| • 1,2-Dichlorobenzene | • Bromomethane | • Naphthalene | |
| • 1,2-Dichloroethane | • Carbon Tetrachloride | • N-Butylbenzene | |
| • 1,2-Dichloropropane | • Chlorobenzene | • N-Propylbenzene | |

SYNTHETIC ORGANIC COMPOUNDS

- | | | | |
|-------------------------------|------------------------------|-----------------------------|---------------------|
| • 1,2-Dibromo-3-Chloropropane | • Butachlor | • Diquat | • Methoxychlor |
| • 2,4,5-TP | • Carbaryl | • Endrin | • Metolachlor |
| • 2,4-D | • Carbofuran | • Ethylene Dibromide | • Metribuzin |
| • 3-Hydroxycarbofuran | • Chlordane | • Glyphosate | • Oxamyl |
| • Aldicarb | • Dalapon | • Heptachlor | • Pentachlorophenol |
| • Aldicarb Sulfone | • Di(2-ethylhexyl) adipate | • Heptachlor Epoxide | • Picloram |
| • Aldicarb Sulfoxide | • Di(2-ethylhexyl) phthalate | • Hexachlorobenzene | • Propachlor |
| • Aldrin | • Dicamb | • Hexachlorocyclopentadiene | • Simazine |
| • Atrazine | • Dieldrin | • Lasso | • Total PCB |
| • Benzo(a)pyrene | • Dinoseb | • Methomyl | • Toxaphene |
| • BHC-Gamma | | | |

PFAS (Per- and Polyfluoroalkyl substances)

- | | | |
|---------|---------|--------|
| • PFOA | • PFOS | • PFNA |
| • PFHxS | • PFHpA | • PFBS |

If a chemical is found to be in any of the samples that we collect, the detected level will be reported in the water quality tables in the previous section(s) along with the detected range and the typical way that the chemical may be introduced to a drinking water supply. If results are not indicated in the data tables, that is because the chemical was not detected in the water during the most recent sampling event.

WATER CONSERVATION

Conserving water helps ensure that we have an adequate supply of water for public health and safety and reduces demands on the state's water resources. A typical household uses 15,000 gallons of water per quarter, or 60,000 gallons a year. YOU can play a role in conserving water by being conscious about the amount of water your household is using.


**Here are some ways to conserve.
Find more on our social media handles:**



REPAIR leaky toilets

Check for leaks by putting food coloring in the tank; if the food coloring seeps into the bowl without flushing, there is a leak.

Potential Savings:
73,000 gallons/year



CONSIDER a low flow toilet

Modern toilets use just 1.6 gallons per flush, versus older models using 3.5 gallons per flush.

Potential Savings:
15,000 gallons/year



RUN full loads in the washer & dishwasher

Go ahead and fill'er up! Full loads of laundry and dishes save water AND energy.

Potential Savings:
3,400 gallons/year



COVER UP - your pool

Pool covers not only keep out leaves and debris, they reduce up to 95% of evaporation.

Potential Savings:
20,000+ gallons/year



WATER EARLY, not often

Lawns develop short root systems when watered every day. Water just once or twice a week in the morning to maximize root health and avoid water loss from evaporation

Potential Savings: 6,750 gallons per watering day avoided for every .25 acres of lawn



TURN OFF the tap

Running water during toothbrushing, shaving and washing dishes all adds up; turn off the tap when you don't need the water

Potential Savings: 3,000 gallons/year through toothbrushing alone

Connecticut Water is committed to preserving our environment for current and future generations.

Protection of
**OPEN SPACE
AND WATERSHED
LANDS**

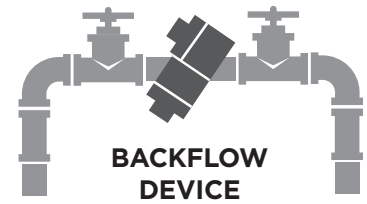
**WATER
CONSERVATION**
education and
programs

**INFRASTRUCTURE
INVESTMENTS** to
reduce system
water loss

**SUSTAINABLE
DESIGN** of
buildings and
facilities

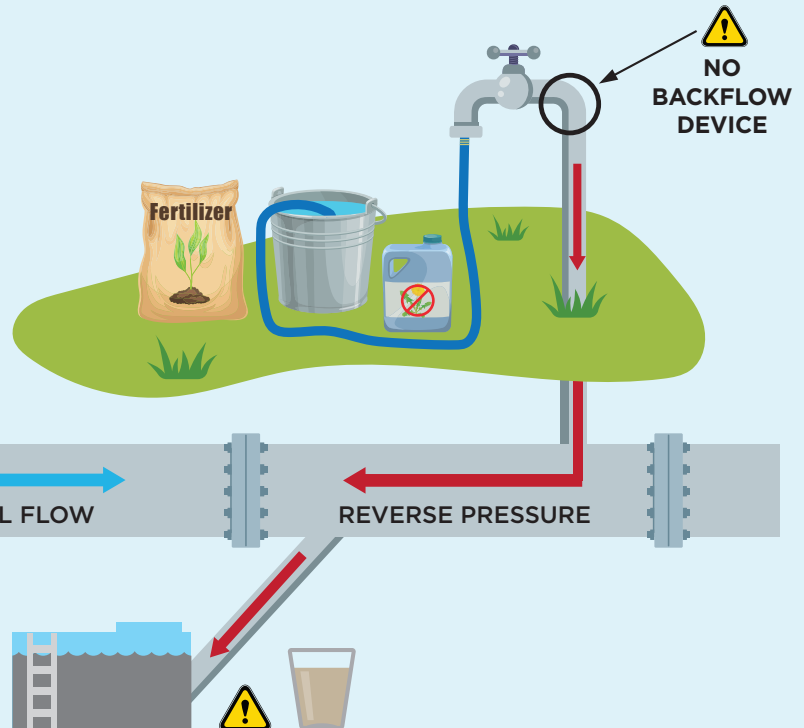
Are You Protected?

Keep contaminants out of your community's tap water by using a backflow preventing device.



HOW BACKFLOW CAN HAPPEN

- 1 Your home or business has a connection with the public water system. **Normally water flows directly from our main to your property.**
- 2 **Water pressure is reduced** because of a break in the water main or fire event using a lot of water suddenly.
- 3 The sudden drop in pressure can cause **water to reverse flow.**



- 4 **Dangerous contaminants** from the unprotected connection can now potentially **enter the drinking water supply.**

Backflow incidents can leave communities without safe tap water.
Make sure to do your part.

DO...

- **Install** prevention devices at all needed points on your property such as sprinklers, hose bibs, etc.
- Have each **backflow device tested annually** by a **certified backflow tester.**
- **Keep the end of hoses off the ground** and clear of all possible contaminants.

DON'T...

- **Submerge hoses** in buckets, sinks, tubs, swimming pools, ponds or standing water.
- **Use spray attachments** (such as chemical solutions aspirators) to fertilize lawn/garden without a backflow prevention device.
- **Use a hose to unblock toilets or sewer pipes.**

Keep Your Community Safe.

Contact **Connecticut Water** to make sure you're meeting the legal protection requirements **1-800-286-5700.**

